



PROPOSTA DE PREÇO
Pregão Presencial nº 061/2023.
Processo nº: 2023017314.

Instituto de Previdência e Assistência dos Servidores de Catalão - IPASC.
Município de Catalão.

Apresentamos e submetemos à apreciação deste órgão licitante a nossa proposta de preços relativa ao Edital Pregão Presencial em epígrafe, cujo objeto é a contratação de serviços técnicos com fornecimento de materiais, insumos e mão de obra para fabricação de móveis planejados a nova sede administrativa do Instituto de Previdência e Assistência dos Servidores de Catalão - IPASC.


Nome da Empresa Participante: STAR HOUSE MOVEIS PLANEJADOS			
Local e Data: 29 de maio de 2023			
Razão Social: STAR HOUSE MOVEIS PLANEJADOS LTDA			
CNPJ nº 43.342.051/0001-04			
Referências Bancárias para pagamento: Conta nº 73078-5, Agência 0311-5, Banco - 001 B. BRASIL			
Endereço Completo: AVENIDA MARGON, Nº 489, BAIRRO MARGON – CATALÃO GO			
Telefone: 64 3040-2071 – 64 98407-6619			
Dados do Representante Legal	Nome: ROUSENMAR PEREIRA ELIAS DE MELO		
	Endereço: RUA HENRIQUE JOSÉ D. BORGES Nº 641 ALTO DA BOA VISTA 2		
	Profissão: DIRETOR ADM	RG nº 4750757	CPF nº 004.112.631-96
	E-mail: starhouseitalinea@gmail.com	Tel.: 64 984076619	Tel.: 64 3040-2071

VALOR TOTAL GLOBAL: R\$ 153.643,25 (CENTO E CINQUENTA E TRÊS MIL E SEISCENTOS E QUARENTA E TRÊS REAIS E VINTE E CINCO CENTAVOS)

Declaramos que,

- O prazo de validade da proposta é de 60 (sessenta) dias, contados a partir da data de sua apresentação e excluídos os prazos recursais previstos na legislação em vigor.
 - Nos preços fornecidos consideram-se incluídas todas as despesas, inclusive as de escritório, expediente, fretes, descargas, seguros, fornecimento de mão-de-obra, prestação de garantia de fábrica e assistência técnica, materiais, máquinas e equipamentos necessários, tributos, encargos de leis sociais, e quaisquer outras despesas acessórias e necessárias não especificadas neste edital, relativas ao objeto desta licitação, sendo de exclusiva responsabilidade da licitante, não lhe assistindo o direito de pleitear qualquer alteração dos mesmos, sob alegação de erro, omissão ou qualquer outro pretexto.
 - temos capacidade técnico-operacional para prestar os serviços para os quais apresentamos nossa proposta.
 - Prazo de execução será de acordo com o estipulado no edital e anexos.
- Declaramos ainda estarmos de acordo e cientes com todas as exigências estipuladas no Edital.

CATALÃO – GO, 05 de junho de 2023.



ROUSENMAR PEREIRA ELIAS DE MELO
004.112.631-96

Avenida Margon, nº 489 Bairro Margon – CEP 75.711-020 – Catalão – GO
starhouseitalinea@gmail.com



SALA DE ARQUIVO


Item	Qty	Referência	Descrição	Dimensões	Preço Final
1	188 un	690018/95	ACESSORIO 6 SUPORTE PRATELEIRA BRANCO	16 x 13 x 20	1.005,63
2	706 un	690014/402	DOBRADICA NORMAL BAIXA HETTICH 110 GRAUS	31 x 42 x 3	5.507,12
3	1 un	690003/95	FITA BORDA PP 17X0,4MM 25M BRANCO	25000 x 18 x 0	30,94
4	1 un	690003/263	FITA BORDA PS 17X0,4MM 25M CRONOS	25000 x 18 x 0	63,94
5	6 un	690014/686	KIT 2 PRESILHAS PLASTICAS INCOLORES	38 x 16 x 40	18,17
6	754 un	690012/95	KIT L METALICO COM CAPA BRANCO	100 x 100 x 100	4.160,19
7	428 un	690012/95	KIT L METALICO COM CAPA BRANCO	10 x 10 x 10	2.361,48
8	20 un	690014/080	KIT TRILHO TELESCOPICO 450MM	13 x 35 x 450	1.338,78
9	4 un	690080/023	KIT TRILHO TELESCOPICO H45 450MM	13 x 35 x 450	307,23
10	1 un	690014/005	LOGOTIPO ADESIVO ITALINEA	10 x 4 x 1	2,48
11	42 un	690014/431	PORTA ARQUIVO 444X209X450MM PINT CINZA MET	444 x 209 x 450	12.289,50
12	2 un	690014/432	PORTA ARQUIVO 544X209X450MM PINT CINZA MET	544 x 209 x 450	610,08
13	417 un	690014/933	PUXADOR MALTA 32MM ZAMAC PINT PRETO FOSCO	47 x 12 x 39	7.230,49
14	1 un	690016/263	SELANTE CRONOS	65 x 230 x 50	45,20
15	2 un	690008/263	TAPA FURO ADESIVO 12MM 50UN CRONOS	100 x 100 x 100	13,25
16	5 un	690009/95	TAPA FURO ADESIVO 18MM 50UN BRANCO	100 x 100 x 100	45,91
17	13 un	600747/95	BALCAO L400 H670 P565 BRANCO	400 x 670 x 565	2.418,18
18	21 un	600749/95	BALCAO L500 H670 P565 BRANCO	500 x 670 x 565	4.205,55
19	9 un	600750/95	BALCAO L600 H670 P565 BRANCO	600 x 670 x 565	1.933,50
20	4 un	600751/95	BALCAO L700 H670 P565 BRANCO	700 x 670 x 565	916,79
21	163 un	600752/95	BALCAO L800 H670 P565 BRANCO	800 x 670 x 565	39.706,19
22	2 un	600804/95	DESPENSEIRO L700 H2010 P565 BRANCO	700 x 2010 x 565	940,52
23	8 un	700100/40008	FRENTE GAV 162X396X15 BP URBE (MDP)	396 x 162 x 15	181,44
24	42 un	700112/40008	FRENTE GAV 329X496X15 BP URBE (MDP)	496 x 329 x 15	1.589,44
25	18 un	700114/40008	FRENTE GAV 329X596X15 BP URBE (MDP)	596 x 329 x 15	783,04



26	8 un	600246/95	GAVETA L343 H90 P450 BRANCO	343 x 90 x 450	393,84
27	16 un	600258/95	GAVETA L543 H180 P450 BRANCO	543 x 180 x 450	1.437,38
28	8 un	700030/40008	PORTA 663X346X15 BP URBE (MDP)	346 x 663 x 15	374,31
29	337 un	700033/40008	PORTA 663X396X15 BP URBE (MDP)	396 x 663 x 15	17.371,16
30	4 un	700087/40008	PORTA DESP 2003X346X15 BP URBE (MDP)	346 x 2003 x 15	436,46
31	11 un	600288/95	PRATELEIRA 369X491X15 BRANCO	369 x 15 x 491	323,54
32	14 un	600292/95	PRATELEIRA 669X491X15 BRANCO	669 x 15 x 491	623,26
33	163 un	600293/95	PRATELEIRA 769X491X15 BRANCO	769 x 15 x 491	8.072,91
34	2.7 M	680001/95	PAINEL LINEARXH15XP150 BRANCO	2700 x 15 x 150	82,30
35	2.7 M	680001/95	PAINEL LINEARXH15XP150 BRANCO	2700 x 15 x 150	82,30
36	2.7 M	680001/95	PAINEL LINEARXH15XP150 BRANCO	2700 x 15 x 150	82,30
37	2.7 M	680001/95	PAINEL LINEARXH15XP150 BRANCO	2700 x 15 x 150	82,30
38	2.7 M	680001/95	PAINEL LINEARXH15XP150 BRANCO	2700 x 15 x 150	82,30
39	2.7 M	680001/95	PAINEL LINEARXH15XP150 BRANCO	2700 x 15 x 150	82,30
40	2.7 M	680001/95	PAINEL LINEARXH15XP150 BRANCO	2700 x 15 x 150	82,30
41	2.7 M	680001/95	PAINEL LINEARXH15XP150 BRANCO	2700 x 15 x 150	82,30
42	2.7 M	680001/95	PAINEL LINEARXH15XP150 BRANCO	2700 x 15 x 150	82,30
43	2.7 M	680001/95	PAINEL LINEARXH15XP150 BRANCO	2700 x 15 x 150	82,30
44	2.7 M	680001/95	PAINEL LINEARXH15XP150 BRANCO	2700 x 15 x 150	82,30
45	2.7 M	680001/95	PAINEL LINEARXH15XP150 BRANCO	2700 x 15 x 150	82,30
46	2.7 M	680001/95	PAINEL LINEARXH15XP150 BRANCO	2700 x 15 x 150	82,30
47	2.7 M	680001/95	PAINEL LINEARXH15XP150 BRANCO	2700 x 15 x 150	82,30
48	2.7 M	680001/95	PAINEL LINEARXH15XP150 BRANCO	2700 x 15 x 150	82,30
49	2.7 M	680001/95	PAINEL LINEARXH15XP150 BRANCO	2700 x 15 x 150	82,30
50	2.7 M	680001/95	PAINEL LINEARXH15XP150 BRANCO	2700 x 15 x 150	82,30
51	2.7 M	680001/95	PAINEL LINEARXH15XP150 BRANCO	2700 x 15 x 150	82,30
52	2.7 M	680001/95	PAINEL LINEARXH15XP150 BRANCO	2700 x 15 x 150	82,30





53	2.7 M	680001/95	PAINEL LINEARXH15XP150 BRANCO	2700 x 15 x 150	82,30
54	2.7 M	680001/95	PAINEL LINEARXH15XP150 BRANCO	2700 x 15 x 150	82,30
55	2.7 M	680001/95	PAINEL LINEARXH15XP150 BRANCO	2700 x 15 x 150	82,30
56	2.7 M	680001/95	PAINEL LINEARXH15XP150 BRANCO	2700 x 15 x 150	82,30
57	2.7 M	680001/95	PAINEL LINEARXH15XP150 BRANCO	2700 x 15 x 150	82,30
58	2.7 M	680001/95	PAINEL LINEARXH15XP150 BRANCO	2700 x 15 x 150	82,30
59	2.7 M	680001/95	PAINEL LINEARXH15XP150 BRANCO	2700 x 15 x 150	82,30
60	2.7 M	680001/95	PAINEL LINEARXH15XP150 BRANCO	2700 x 15 x 150	82,30
61	2.7 M	680001/95	PAINEL LINEARXH15XP150 BRANCO	2700 x 15 x 150	82,30
62	2.7 M	680001/95	PAINEL LINEARXH15XP150 BRANCO	2700 x 15 x 150	82,30
63	2.7 M	680001/95	PAINEL LINEARXH15XP150 BRANCO	2700 x 15 x 150	82,30
64	2.7 M	680001/95	PAINEL LINEARXH15XP150 BRANCO	2700 x 15 x 150	82,30
65	2.7 M	680001/95	PAINEL LINEARXH15XP150 BRANCO	2700 x 15 x 150	82,30
66	2.7 M	680001/95	PAINEL LINEARXH15XP150 BRANCO	2700 x 15 x 150	82,30
67	2.7 M	680001/95	PAINEL LINEARXH15XP150 BRANCO	2700 x 15 x 150	82,30
68	2.7 M	680001/95	PAINEL LINEARXH15XP150 BRANCO	2700 x 15 x 150	82,30
69	2.7 M	680001/95	PAINEL LINEARXH15XP150 BRANCO	2700 x 15 x 150	82,30
70	2.7 M	680001/95	PAINEL LINEARXH15XP150 BRANCO	2700 x 15 x 150	82,30
71	2.7 M	680001/95	PAINEL LINEARXH15XP150 BRANCO	2700 x 15 x 150	82,30
72	2.7 M	680001/95	PAINEL LINEARXH15XP150 BRANCO	2700 x 15 x 150	82,30
73	2.7 M	680001/95	PAINEL LINEARXH15XP150 BRANCO	2700 x 15 x 150	82,30
74	2.7 M	680001/95	PAINEL LINEARXH15XP150 BRANCO	2700 x 15 x 150	82,30
75	2.7 M	680001/95	PAINEL LINEARXH15XP150 BRANCO	2700 x 15 x 150	82,30
76	2.7 M	680001/95	PAINEL LINEARXH15XP150 BRANCO	2700 x 15 x 150	82,30
77	2.7 M	680001/95	PAINEL LINEARXH15XP150 BRANCO	2700 x 15 x 150	82,30
78	2.7 M	680001/95	PAINEL LINEARXH15XP150 BRANCO	2700 x 15 x 150	82,30
79	2.7 M	680001/95	PAINEL LINEARXH15XP150 BRANCO	2700 x 15 x 150	82,30




80	2.7 M	680001/95	PAINEL LINEARXH15XP150 BRANCO	2700 x 15 x 150	82,30
81	2.7 M	680001/95	PAINEL LINEARXH15XP150 BRANCO	2700 x 15 x 150	82,30
82	2.7 M	680001/95	PAINEL LINEARXH15XP150 BRANCO	2700 x 15 x 150	82,30
83	2.7 M	680001/95	PAINEL LINEARXH15XP150 BRANCO	2700 x 15 x 150	82,30
84	2.7 M	680001/95	PAINEL LINEARXH15XP150 BRANCO	2700 x 15 x 150	82,30
85	2.7 M	680001/95	PAINEL LINEARXH15XP150 BRANCO	2700 x 15 x 150	82,30
86	2.7 M	680001/95	PAINEL LINEARXH15XP150 BRANCO	2700 x 15 x 150	82,30
87	2.7 M	680001/95	PAINEL LINEARXH15XP150 BRANCO	2700 x 15 x 150	82,30
88	2.7 M	680001/95	PAINEL LINEARXH15XP150 BRANCO	2700 x 15 x 150	82,30
89	2.7 M	680001/95	PAINEL LINEARXH15XP150 BRANCO	2700 x 15 x 150	82,30
90	2.7 M	680001/95	PAINEL LINEARXH15XP150 BRANCO	2700 x 15 x 150	82,30
91	2.7 M	680001/95	PAINEL LINEARXH15XP150 BRANCO	2700 x 15 x 150	82,30
92	2.7 M	680001/95	PAINEL LINEARXH15XP150 BRANCO	2700 x 15 x 150	82,30
93	2.7 M	680001/95	PAINEL LINEARXH15XP150 BRANCO	2700 x 15 x 150	82,30
94	0.644 M	680001/95	PAINEL LINEARXH15XP150 BRANCO	644 x 15 x 150	19,63
95	0.644 M	680001/95	PAINEL LINEARXH15XP150 BRANCO	644 x 15 x 150	19,63
96	0.644 M	680001/95	PAINEL LINEARXH15XP150 BRANCO	644 x 15 x 150	19,63
97	0.644 M	680001/95	PAINEL LINEARXH15XP150 BRANCO	644 x 15 x 150	19,63
98	0.644 M	680001/95	PAINEL LINEARXH15XP150 BRANCO	644 x 15 x 150	19,63
99	0.644 M	680001/95	PAINEL LINEARXH15XP150 BRANCO	644 x 15 x 150	19,63
100	0.644 M	680001/95	PAINEL LINEARXH15XP150 BRANCO	644 x 15 x 150	19,63
101	0.644 M	680001/95	PAINEL LINEARXH15XP150 BRANCO	644 x 15 x 150	19,63
102	0.644 M	680001/95	PAINEL LINEARXH15XP150 BRANCO	644 x 15 x 150	19,63
103	0.644 M	680001/95	PAINEL LINEARXH15XP150 BRANCO	644 x 15 x 150	19,63
104	0.644 M	680001/95	PAINEL LINEARXH15XP150 BRANCO	644 x 15 x 150	19,63
105	0.644 M	680001/95	PAINEL LINEARXH15XP150 BRANCO	644 x 15 x 150	19,63
106	0.644 M	680001/95	PAINEL LINEARXH15XP150 BRANCO	644 x 15 x 150	19,63


Σ


107	0.644 M	680001/95	PAINEL LINEARXH15XP150 BRANCO	644 x 15 x 150	19,63
108	0.644 M	680001/95	PAINEL LINEARXH15XP150 BRANCO	644 x 15 x 150	19,63
109	1.4 M	680001/263	PAINEL LINEARXH15XP150 CRONOS	1400 x 15 x 150	60,66
110	0.521 M	680001/263	PAINEL LINEARXH15XP150 CRONOS	521 x 15 x 150	22,57
111	0.521 M	680001/263	PAINEL LINEARXH15XP150 CRONOS	521 x 15 x 150	22,57
112	0.521 M	680001/263	PAINEL LINEARXH15XP150 CRONOS	521 x 15 x 150	22,57
113	0.521 M	680001/263	PAINEL LINEARXH15XP150 CRONOS	521 x 15 x 150	22,57
114	2.7 M	680008/263	PAINEL LINEARXH15XP585 CRONOS	2700 x 15 x 585	260,60
115	2.7 M	680008/263	PAINEL LINEARXH15XP585 CRONOS	2700 x 15 x 585	260,60
116	2.7 M	680008/263	PAINEL LINEARXH15XP585 CRONOS	2700 x 15 x 585	260,60
117	2.7 M	680008/263	PAINEL LINEARXH15XP585 CRONOS	2700 x 15 x 585	260,60
118	2.7 M	680008/263	PAINEL LINEARXH15XP585 CRONOS	2700 x 15 x 585	260,60
119	2.7 M	680008/263	PAINEL LINEARXH15XP585 CRONOS	2700 x 15 x 585	260,60
120	2.7 M	680008/263	PAINEL LINEARXH15XP585 CRONOS	2700 x 15 x 585	260,60
121	2.7 M	680008/263	PAINEL LINEARXH15XP585 CRONOS	2700 x 15 x 585	260,60
122	2.7 M	680008/263	PAINEL LINEARXH15XP585 CRONOS	2700 x 15 x 585	260,60
123	2.676 M	680008/263	PAINEL LINEARXH15XP585 CRONOS	2676 x 15 x 585	258,30
124	2.676 M	680008/263	PAINEL LINEARXH15XP585 CRONOS	2676 x 15 x 585	258,30
125	2.43 M	680008/263	PAINEL LINEARXH15XP585 CRONOS	2430 x 15 x 585	234,55
126	2.43 M	680008/263	PAINEL LINEARXH15XP585 CRONOS	2430 x 15 x 585	234,55
127	2.175 M	680008/263	PAINEL LINEARXH15XP585 CRONOS	2175 x 15 x 585	209,94
128	2.175 M	680008/263	PAINEL LINEARXH15XP585 CRONOS	2175 x 15 x 585	209,94
129	1.23 M	680008/263	PAINEL LINEARXH15XP585 CRONOS	1230 x 15 x 585	118,73
130	1.23 M	680008/263	PAINEL LINEARXH15XP585 CRONOS	1230 x 15 x 585	118,73
131	0.685 M	680008/263	PAINEL LINEARXH15XP585 CRONOS	685 x 15 x 585	66,12
132	0.685 M	680008/263	PAINEL LINEARXH15XP585 CRONOS	685 x 15 x 585	66,12
133	0.685 M	680008/263	PAINEL LINEARXH15XP585 CRONOS	685 x 15 x 585	66,12



134	0.685 M	680008/263	PAINEL LINEARXH15XP585 CRONOS	685 x 15 x 585	66,12
135	0.685 M	680008/263	PAINEL LINEARXH15XP585 CRONOS	685 x 15 x 585	66,12
136	0.685 M	680008/263	PAINEL LINEARXH15XP585 CRONOS	685 x 15 x 585	66,12
137	0.68 M	680008/263	PAINEL LINEARXH15XP585 CRONOS	680 x 15 x 585	65,64
138	0.68 M	680008/263	PAINEL LINEARXH15XP585 CRONOS	680 x 15 x 585	65,64
139	0.676 M	680008/263	PAINEL LINEARXH15XP585 CRONOS	676 x 15 x 585	65,25
140	0.676 M	680008/263	PAINEL LINEARXH15XP585 CRONOS	676 x 15 x 585	65,25
141	0.665 M	680008/263	PAINEL LINEARXH15XP585 CRONOS	665 x 15 x 585	64,18
142	0.665 M	680008/263	PAINEL LINEARXH15XP585 CRONOS	665 x 15 x 585	64,18
143	0.665 M	680008/263	PAINEL LINEARXH15XP585 CRONOS	665 x 15 x 585	64,18
144	0.665 M	680008/263	PAINEL LINEARXH15XP585 CRONOS	665 x 15 x 585	64,18
145	0.5 M	680008/263	PAINEL LINEARXH15XP585 CRONOS	500 x 15 x 585	48,27
146	2.7 M	680000/95	PAINEL LINEARXH15XP60 BRANCO	2700 x 15 x 60	78,21
147	2.7 M	680000/95	PAINEL LINEARXH15XP60 BRANCO	2700 x 15 x 60	78,21
148	2.7 M	680000/95	PAINEL LINEARXH15XP60 BRANCO	2700 x 15 x 60	78,21
149	2.7 M	680000/95	PAINEL LINEARXH15XP60 BRANCO	2700 x 15 x 60	78,21
150	0.344 M	680000/95	PAINEL LINEARXH15XP60 BRANCO	344 x 15 x 60	9,96
151	2.7 M	680000/263	PAINEL LINEARXH15XP60 CRONOS	2700 x 15 x 60	84,50
152	2.7 M	680000/263	PAINEL LINEARXH15XP60 CRONOS	2700 x 15 x 60	84,50
153	2.7 M	680000/263	PAINEL LINEARXH15XP60 CRONOS	2700 x 15 x 60	84,50
154	2.7 M	680000/263	PAINEL LINEARXH15XP60 CRONOS	2700 x 15 x 60	84,50
155	2.7 M	680000/263	PAINEL LINEARXH15XP60 CRONOS	2700 x 15 x 60	84,50
156	2.7 M	680000/263	PAINEL LINEARXH15XP60 CRONOS	2700 x 15 x 60	84,50
157	2.7 M	680000/263	PAINEL LINEARXH15XP60 CRONOS	2700 x 15 x 60	84,50
158	2.4 M	680000/263	PAINEL LINEARXH15XP60 CRONOS	2400 x 15 x 60	75,10
159	2.4 M	680000/263	PAINEL LINEARXH15XP60 CRONOS	2400 x 15 x 60	75,10
160	1.398 M	680000/263	PAINEL LINEARXH15XP60 CRONOS	1398 x 15 x 60	43,76



161	1.38 M	680000/263	PAINEL LINEARXH15XP60 CRONOS	1380 x 15 x 60	43,19
162	1.2 M	680000/263	PAINEL LINEARXH15XP60 CRONOS	1200 x 15 x 60	37,57
163	1.2 M	680000/263	PAINEL LINEARXH15XP60 CRONOS	1200 x 15 x 60	37,57
164	0.545 M	680000/263	PAINEL LINEARXH15XP60 CRONOS	545 x 15 x 60	17,06
165	0.545 M	680000/263	PAINEL LINEARXH15XP60 CRONOS	545 x 15 x 60	17,06
166	0.545 M	680000/263	PAINEL LINEARXH15XP60 CRONOS	545 x 15 x 60	17,06
167	0.545 M	680000/263	PAINEL LINEARXH15XP60 CRONOS	545 x 15 x 60	17,06
168	0.5 M	680000/263	PAINEL LINEARXH15XP60 CRONOS	500 x 15 x 60	15,65
169	0.4 M	680000/263	PAINEL LINEARXH15XP60 CRONOS	400 x 15 x 60	12,52
170	0.4 M	680000/263	PAINEL LINEARXH15XP60 CRONOS	400 x 15 x 60	12,52
171	0.4 M	680000/263	PAINEL LINEARXH15XP60 CRONOS	400 x 15 x 60	12,52
172	0.4 M	680000/263	PAINEL LINEARXH15XP60 CRONOS	400 x 15 x 60	12,52
173	0.4 M	680000/263	PAINEL LINEARXH15XP60 CRONOS	400 x 15 x 60	12,52
174	0.4 M	680000/263	PAINEL LINEARXH15XP60 CRONOS	400 x 15 x 60	12,52
175	1.026 M	680016/263	PAINEL LINEARXH25XP338 CRONOS	1026 x 25 x 338	83,19
176	1.026 M	680016/263	PAINEL LINEARXH25XP338 CRONOS	1026 x 25 x 338	83,19
177	1.025 M	680016/263	PAINEL LINEARXH25XP338 CRONOS	1025 x 25 x 338	83,11
178	1.025 M	680016/263	PAINEL LINEARXH25XP338 CRONOS	1025 x 25 x 338	83,11
179	2.7 M	680021/263	PAINEL LINEARXH25XP585 CRONOS	2700 x 25 x 585	314,73
180	2.7 M	680021/263	PAINEL LINEARXH25XP585 CRONOS	2700 x 25 x 585	314,73
181	2.7 M	680021/263	PAINEL LINEARXH25XP585 CRONOS	2700 x 25 x 585	314,73
182	2.7 M	680021/263	PAINEL LINEARXH25XP585 CRONOS	2700 x 25 x 585	314,73
183	2.7 M	680021/263	PAINEL LINEARXH25XP585 CRONOS	2700 x 25 x 585	314,73
184	2.7 M	680021/263	PAINEL LINEARXH25XP585 CRONOS	2700 x 25 x 585	314,73
185	2.7 M	680021/263	PAINEL LINEARXH25XP585 CRONOS	2700 x 25 x 585	314,73
186	2.7 M	680021/263	PAINEL LINEARXH25XP585 CRONOS	2700 x 25 x 585	314,73
187	0.748 M	680021/263	PAINEL LINEARXH25XP585 CRONOS	748 x 25 x 585	87,18



188	0.675 M	680021/263	PAINEL LINEARXH25XP585 CRONOS	675 x 25 x 585	78,68
189	0.35 M	680021/263	PAINEL LINEARXH25XP585 CRONOS	350 x 25 x 585	40,79
190	2.7 M	680013/263	PAINEL LINEARXH25XP60 CRONOS	2700 x 25 x 60	97,80
191	2.7 M	680013/263	PAINEL LINEARXH25XP60 CRONOS	2700 x 25 x 60	97,80
192	2.7 M	680013/263	PAINEL LINEARXH25XP60 CRONOS	2700 x 25 x 60	97,80
193	2.7 M	680013/263	PAINEL LINEARXH25XP60 CRONOS	2700 x 25 x 60	97,80
194	2.7 M	680013/263	PAINEL LINEARXH25XP60 CRONOS	2700 x 25 x 60	97,80
195	2.7 M	680013/263	PAINEL LINEARXH25XP60 CRONOS	2700 x 25 x 60	97,80
196	2.7 M	680013/263	PAINEL LINEARXH25XP60 CRONOS	2700 x 25 x 60	97,80
197	2.694 M	680013/263	PAINEL LINEARXH25XP60 CRONOS	2694 x 25 x 60	97,59
198	2.68 M	680013/263	PAINEL LINEARXH25XP60 CRONOS	2680 x 25 x 60	97,07
199	2.68 M	680013/263	PAINEL LINEARXH25XP60 CRONOS	2680 x 25 x 60	97,07
200	0.7 M	680013/263	PAINEL LINEARXH25XP60 CRONOS	700 x 25 x 60	25,35
201	0.675 M	680013/263	PAINEL LINEARXH25XP60 CRONOS	675 x 25 x 60	24,44
202	0.67 M	680013/263	PAINEL LINEARXH25XP60 CRONOS	670 x 25 x 60	24,27
203	0.67 M	680013/263	PAINEL LINEARXH25XP60 CRONOS	670 x 25 x 60	24,27
204	0.369 M	680013/263	PAINEL LINEARXH25XP60 CRONOS	369 x 25 x 60	13,38
205	2.533 M	680035/263	PAINEL LINEARXH25XP625 CRONOS	2533 x 25 x 625	329,65
206	2.533 M	680035/263	PAINEL LINEARXH25XP625 CRONOS	2533 x 25 x 625	329,65
207	0.73 M	680035/263	PAINEL LINEARXH25XP625 CRONOS	730 x 25 x 625	95,00
208	0.73 M	680035/263	PAINEL LINEARXH25XP625 CRONOS	730 x 25 x 625	95,00
209	0.73 M	680035/263	PAINEL LINEARXH25XP625 CRONOS	730 x 25 x 625	95,00
210	0.73 M	680035/263	PAINEL LINEARXH25XP625 CRONOS	730 x 25 x 625	95,00
211	1		MÃO DE OBRA		20.000,00

Total final:

R\$153.643,25